



SOLUTION BRIEF



KoV ENHANCEMENTS ON SAP BUSINESS TECHNOLOGY PLATFORM

VERSION: 03/2025



KoV ENHANCEMENTS

on SAP Business Technology Platform

The digital transformation and increasing regulation of the gas industry require solutions that help companies efficiently and compliantly manage processes. The KoV Enhancements on SAP Business Technology Platform were specifically developed to meet the requirements of the Cooperation Agreement Gas (KoV), which regulates gas network access and standardized business processes for grid operators, suppliers, and balance group managers.

With KoV Enhancements on SAP BTP, PROLOGA provides a state-of-the-art solution, fully integrated into SAP S/4HANA Utilities, enabling companies to efficiently implement regulatory requirements. The solution optimizes processes such as market communication, declaration management, and grid account monitoring. It supports companies in adapting to regulatory changes, minimizing operational risks, and significantly improving efficiency through automation and digital workflows.

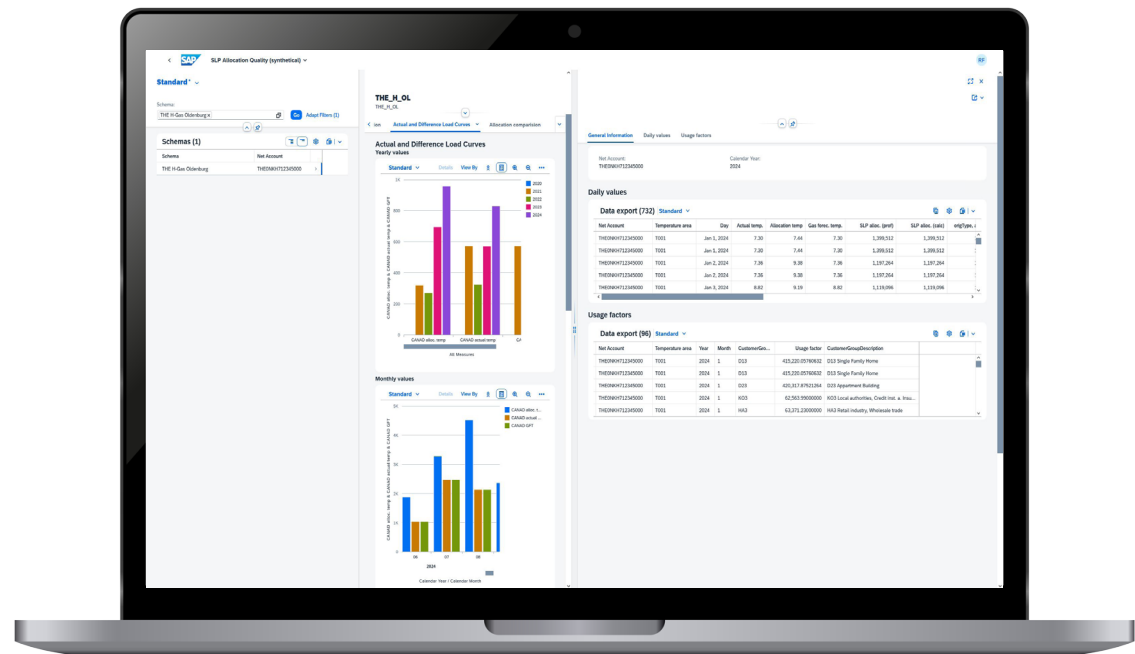


Figure: SLP Allocation Accuracy



The implementation and compliance with the Cooperation Agreement Gas (KoV) pose various challenges for grid operators and market participants:

Regulatory Compliance & Standardization:

- The KoV defines strict requirements for gas processes between energy companies.
- Companies must ensure that all business processes and market communications comply with regulatory requirements.

Complex Process Landscape:

- The handling of allocation management requires precise process control.
- Numerous transactions and data exchanges between market participants must be digitized and efficiently processed.

Data Consistency and Traceability:

- Ensuring the accuracy and consistency of exchanged data is essential in the complex balancing processes of network operators.
- Network account management and compliance with transparency list criteria are critical tasks for the network operator.

Efficient Market Communication:

- Communication with grid operators and market participants must be standardized and error-free.
- Declaration, allocation, and clearing processes must be automated and audit-compliant.



THE SOLUTION

KoV Enhancements

The KoV Enhancements on SAP BTP provide a comprehensive solution for mapping and automating regulatory processes in the gas industry. Through deep integration with SAP S/4HANA Utilities, they enable an efficient and compliant implementation of KoV requirements.

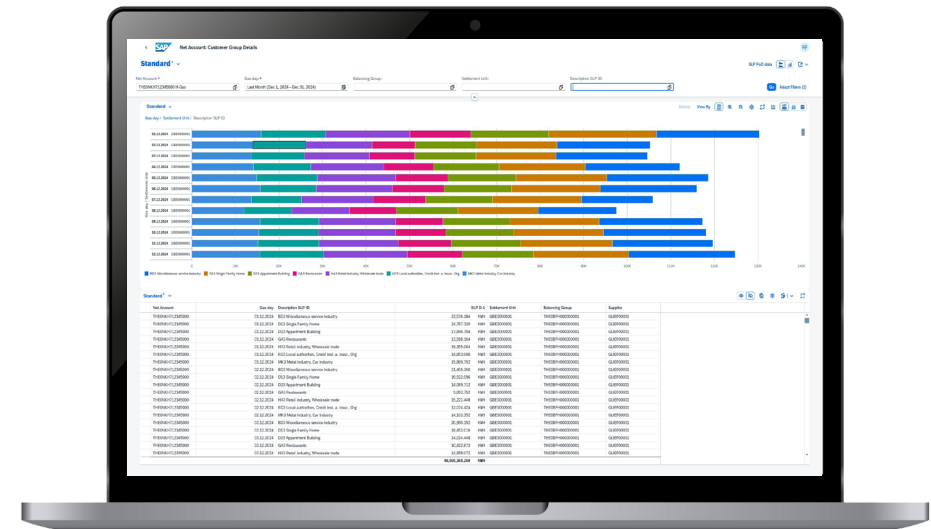


Figure.: Grid Account Customer Group Details

1. Extension of SAP S/4HANA Utilities:

The solution adds industry-specific processes according to KoV, ensuring seamless integration and process execution.

2. Intuitive SAP Fiori Applications:

User-friendly Fiori apps allow for simple operation and complete control over all relevant processes.

3. Integration with SAP Market Communication for Utilities:

Standardized and efficient market communication that meets current requirements.

4. Allocation Management & Declaration Clearing:

Provides precise allocation and clearing functionalities, including parameter verification.

5. Grid Account Monitoring & Process Tracking:

Comprehensive monitoring for full transparency over grid accounts and efficient process oversight.

6. Data Validation:

Enables data validation to enhance regulatory compliance.



THE SOLUTION

KoV Enhancements

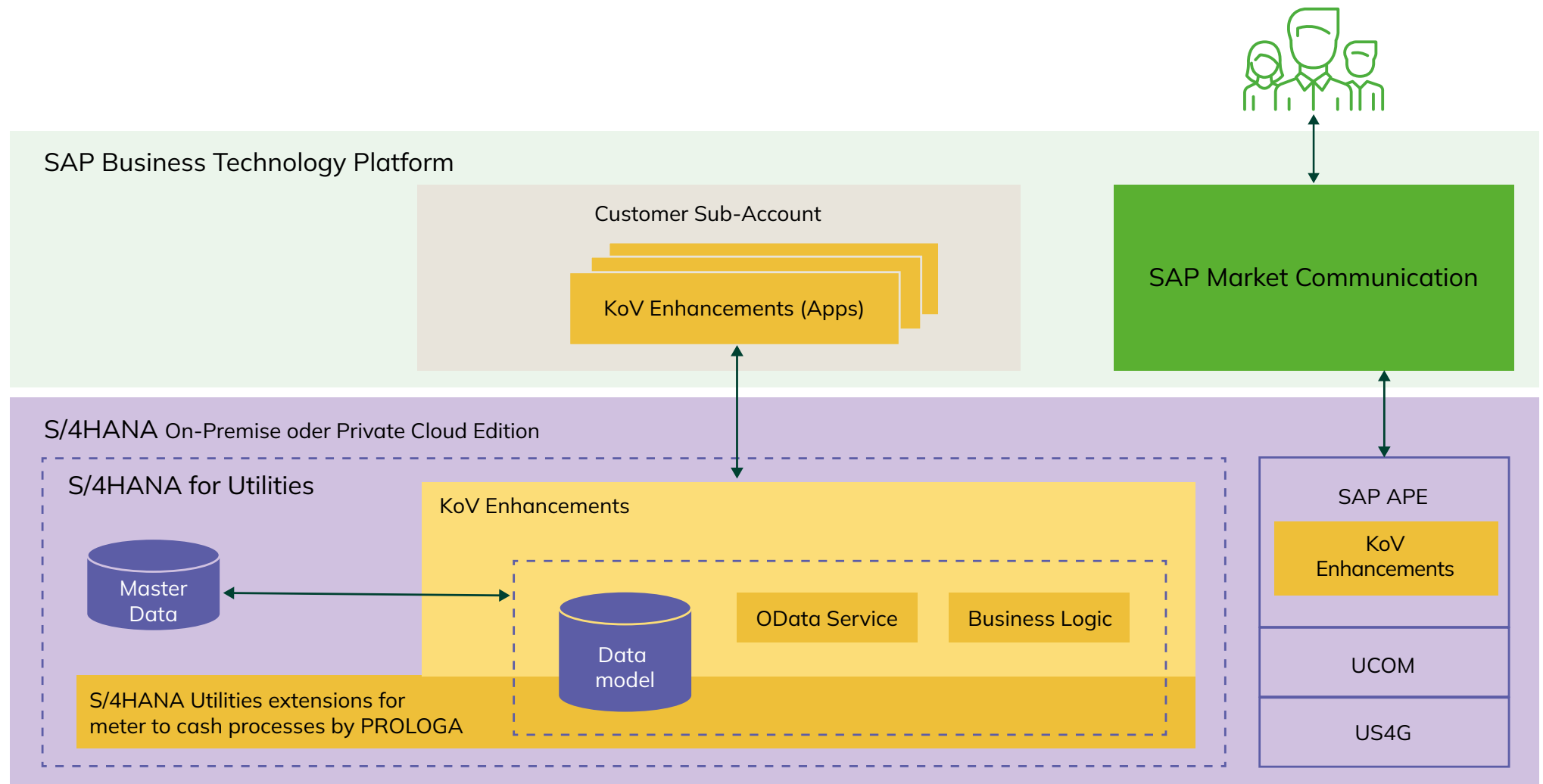


Figure: Schematic Representation of a Gas-Specific System Landscape



THE SOLUTION

KoV Enhancements

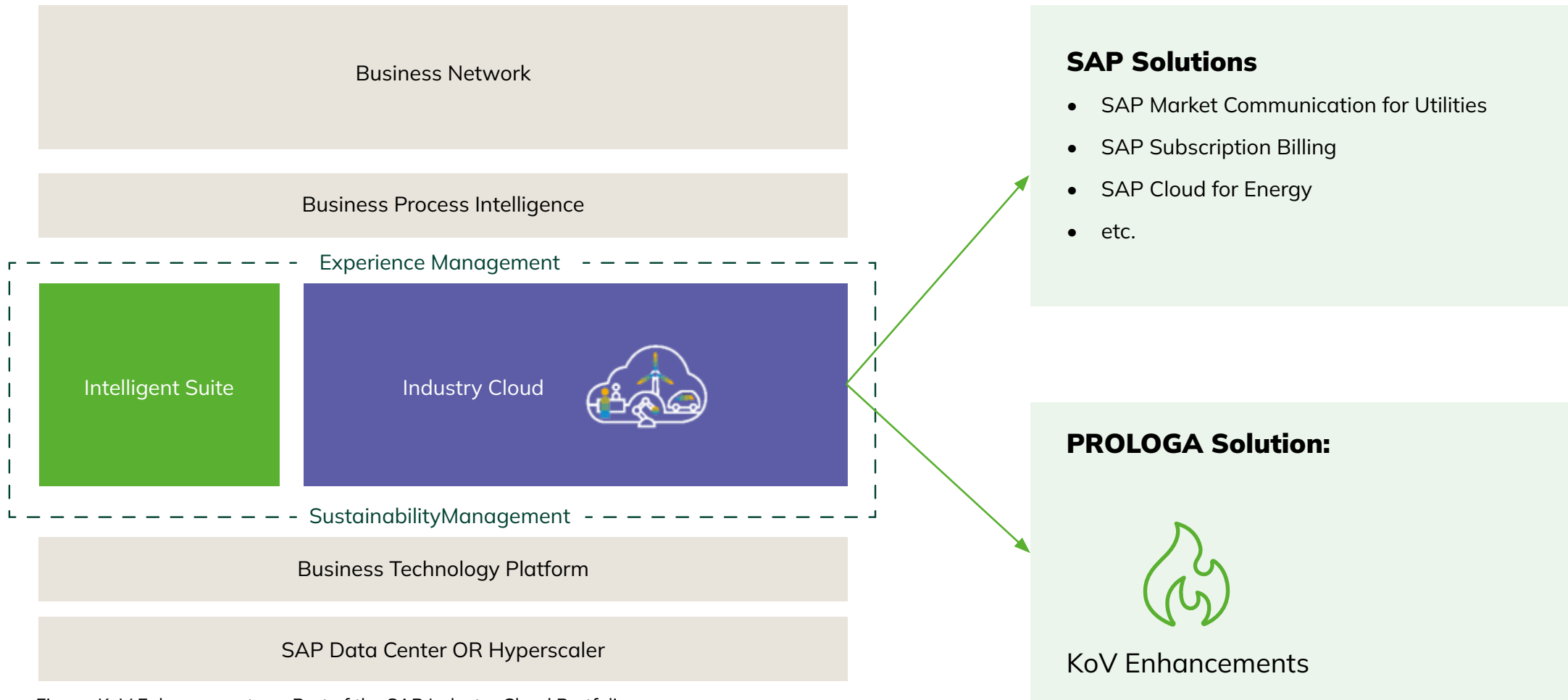


Figure: KoV Enhancements as Part of the SAP Industry Cloud Portfolio



BENEFITS

KoV Enhancements

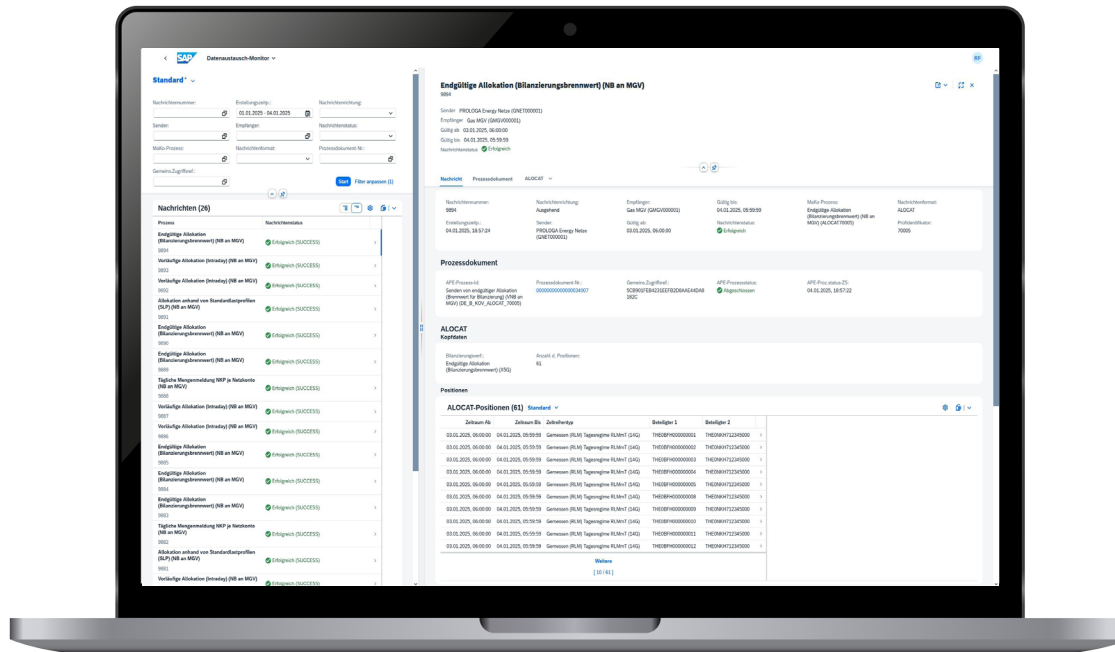


Figure: Data Exchange Monitor

- **Full integration with SAP S/4HANA Utilities:** Enables seamless process control, eliminates data silos, and increases efficiency.
- **Regulatory Compliance:** Standardized workflows and market communication ensure reliable regulatory compliance.
- **Improved Data Consistency & Traceability:** Centralized process control ensures consistent data and simplifies process traceability.
- **Reduced Operational Risks:** Seamless integration and real-time monitoring help mitigate risks and improve operational security.



KoV ENHANCEMENTS

on SAP Business Technology Platform

The KoV Enhancements on SAP BTP enable grid operators, suppliers, and balance group managers to efficiently and digitally manage the Co-operation Agreement Gas. With full integration into SAP S/4HANA Utilities and modern SAP Fiori apps, companies can not only optimize their processes but also ensure long-term regulatory compliance.

With powerful process control, automated workflows, and seamless market communication, the

KoV Enhancements on SAP BTP help reduce administrative effort, minimize risks, and drive digital transformation in the gas industry.



Learn more about the solution and schedule a personal demo with our experts.

E: info@prologa-energy.com

W: www.prologa.com

SAP Store - KoV Enhancements for
SAP BTP

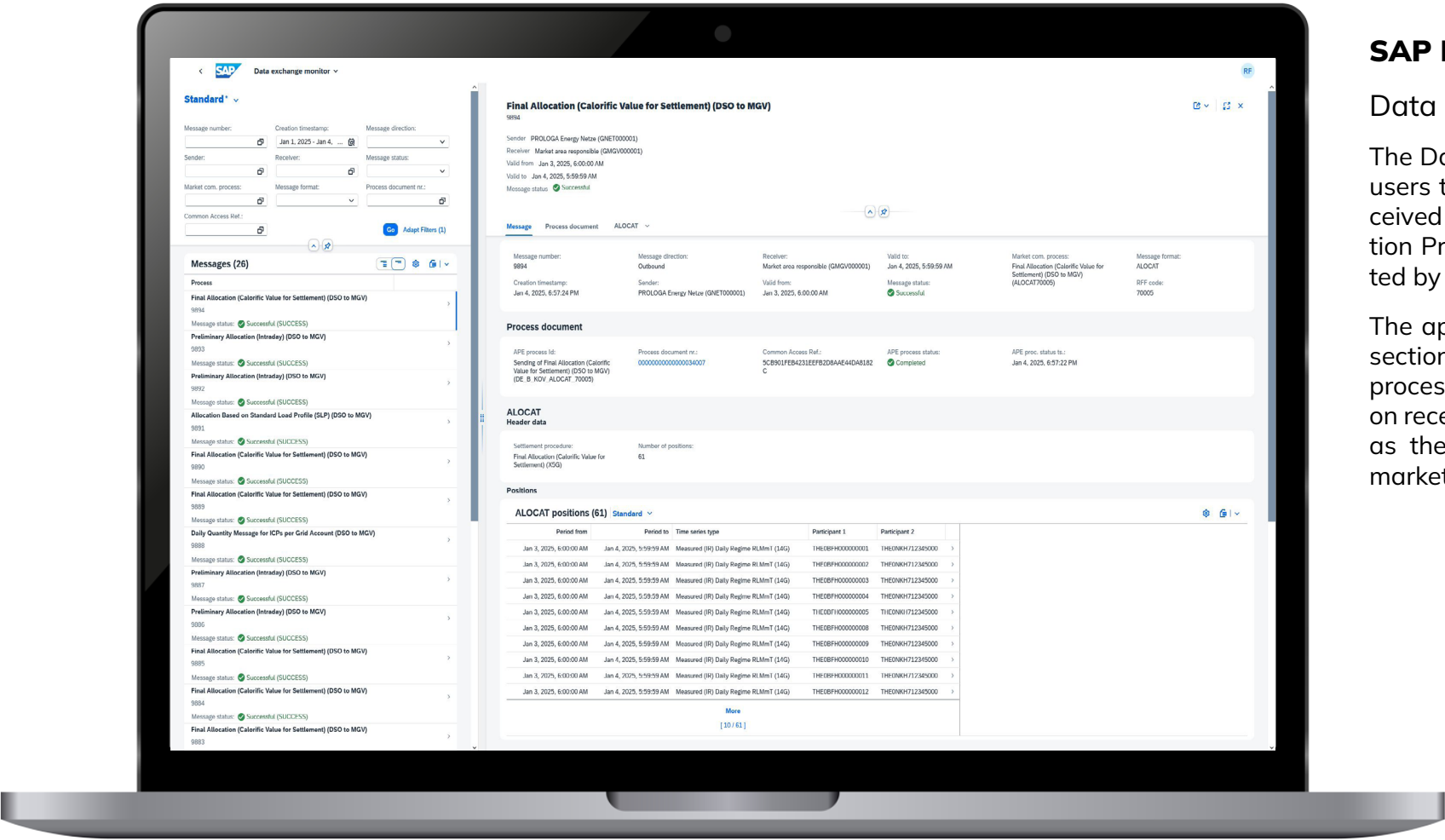
PROLOGA Energy GmbH

Walter-Hülse-Straße 5
06120 Halle (Saale)
Germany



SCREENSHOTS

KoV Enhancements



SAP Fiori-Applications

Data Exchange Monitor

The Data Exchange Monitor allows users to monitor gas messages received or provided by the Application Process Engine (APE), supported by SAP Fiori interfaces.

The application is divided into two sections, where data exchange processes are categorized based on receipt and transmission, as well as the status and content of the market messages.



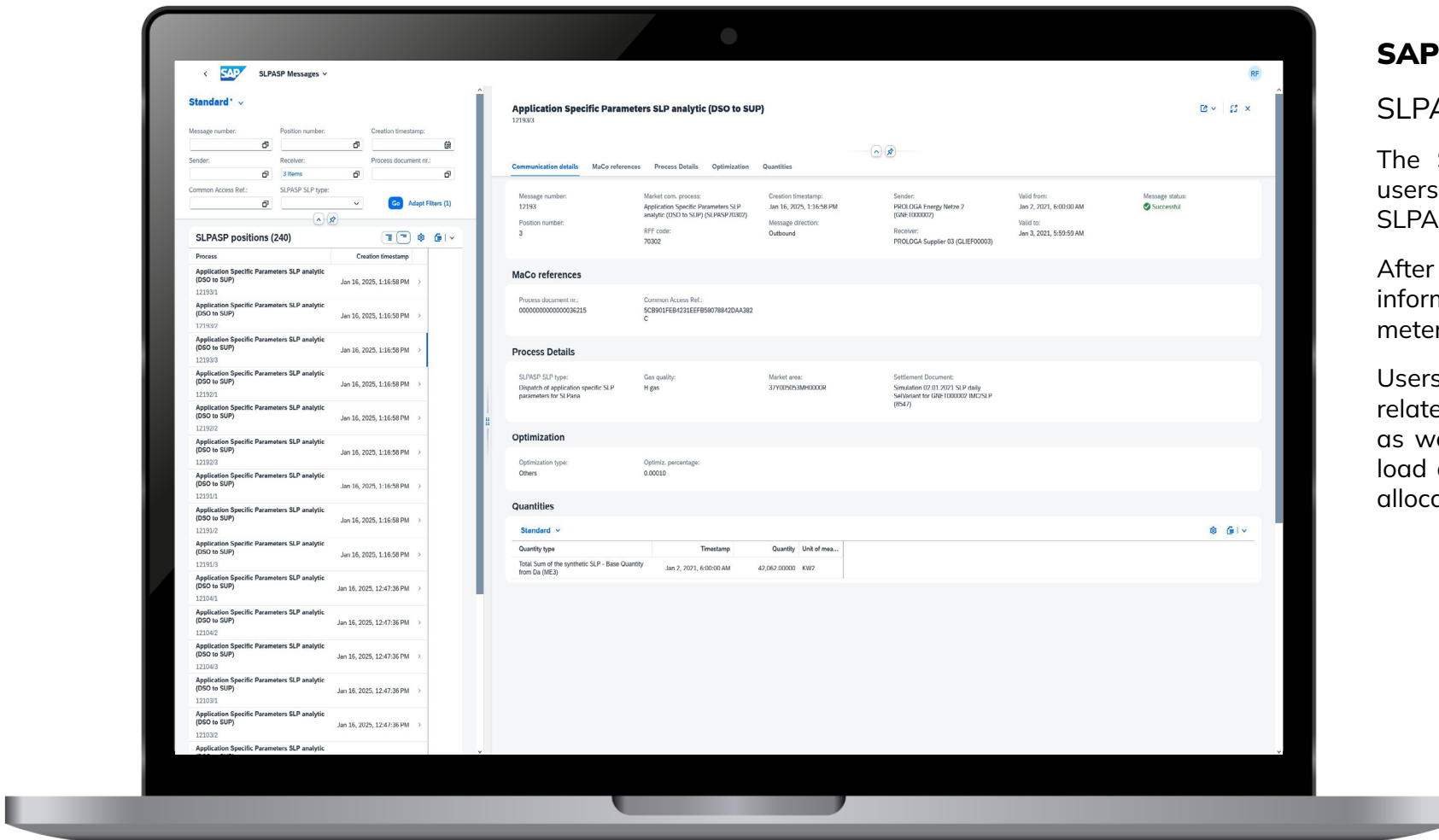
SAP Fiori-Applications

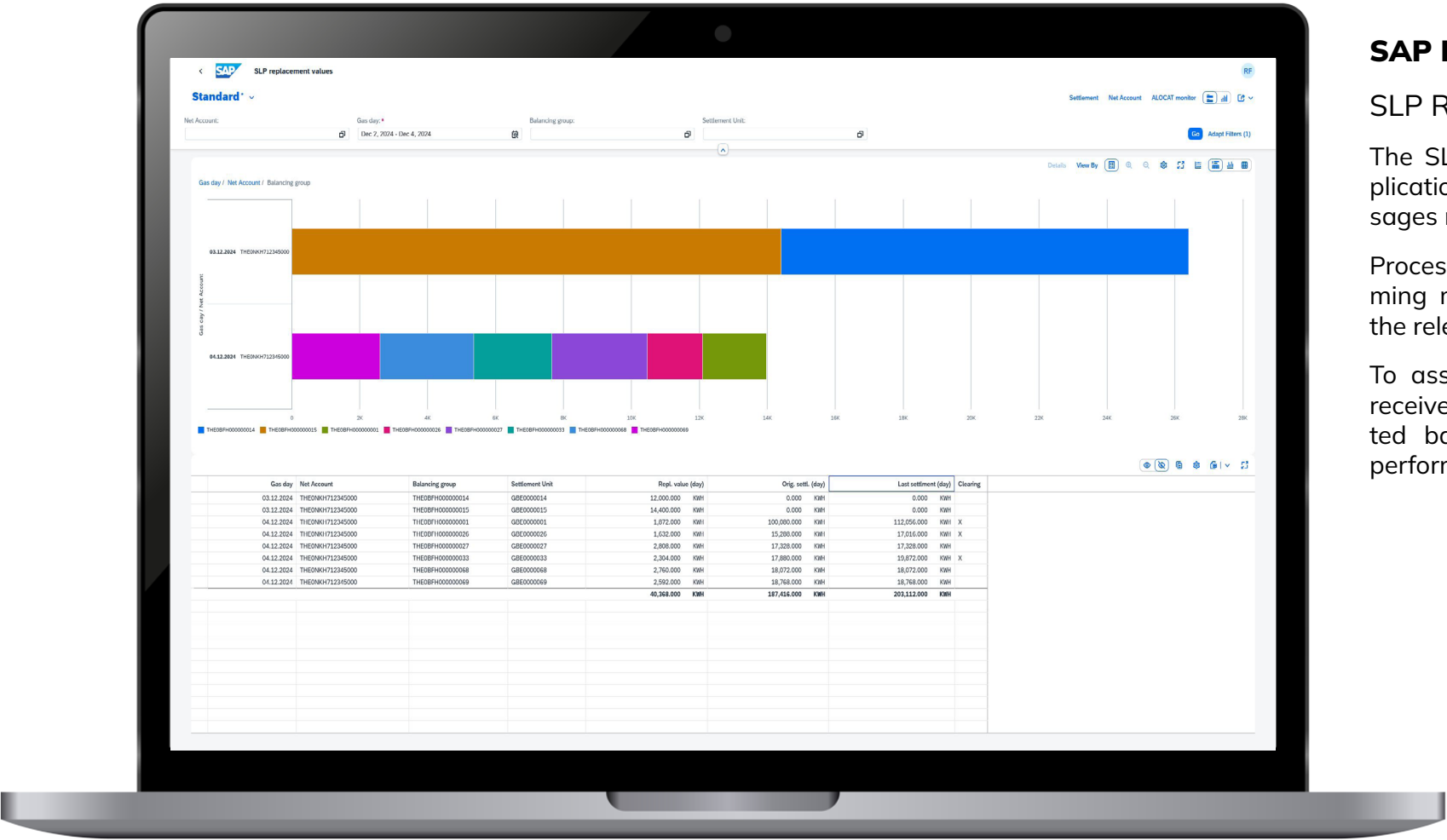
SLPASP

The SLPASP application enables users to analyze messages in the SLPASP format.

After selecting a message, detailed information, such as SLPASP parameter values, is visualized.

Users can view optimization factors related to weekday, temperature, as well as information on residual load and the total sum of the SLP allocation.





SAP Fiori-Applications

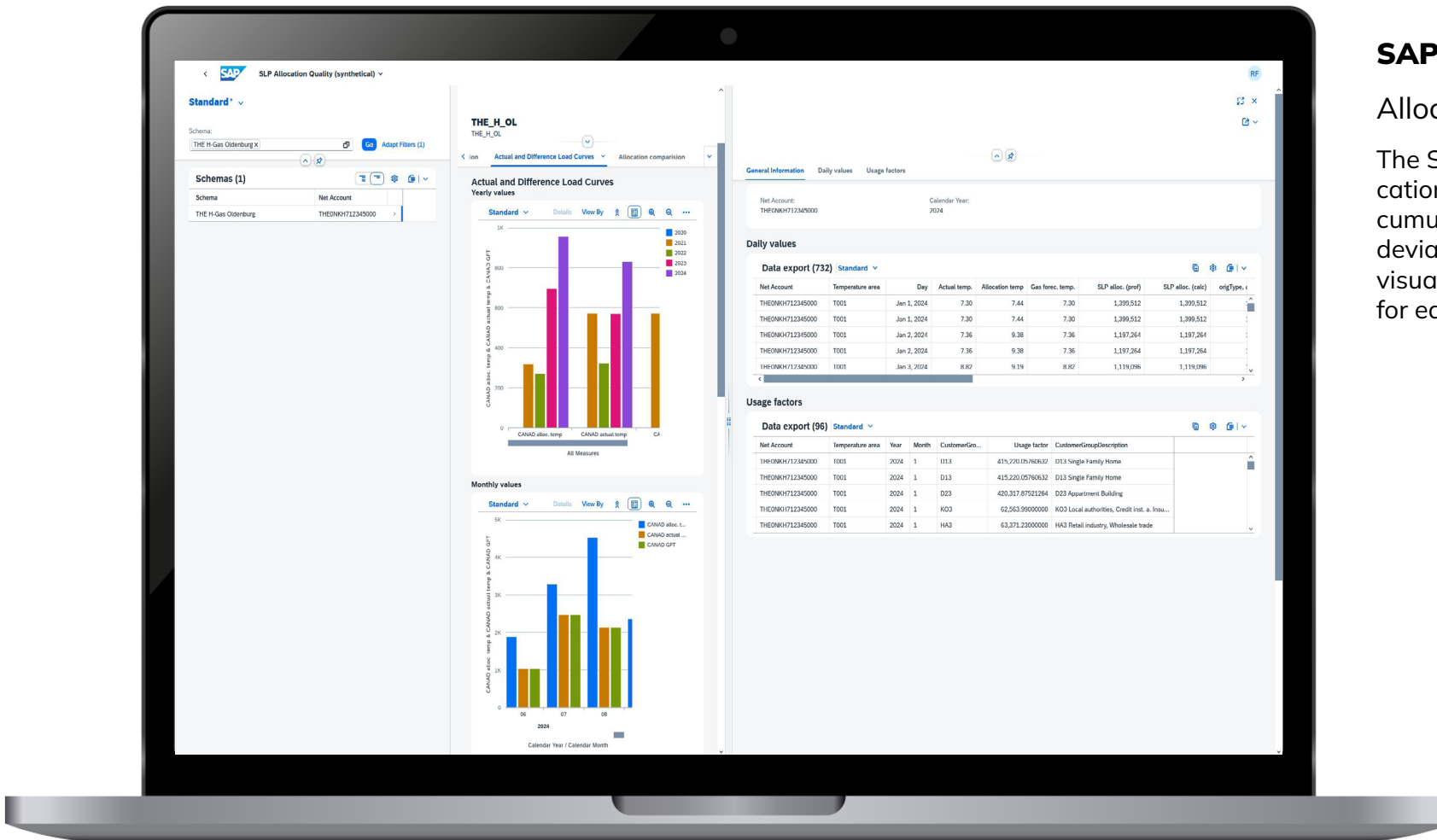
SLP Replacement Values

The SLP Replacement Values application visualizes ALOCAT messages received from the MGW.

Process-wise, the contents of incoming messages are stored within the relevant profiles.

To assess the deviation between received messages and unsubmitted balancing results, users can perform a visual inspection.





SAP Fiori-Applications

Allocation Accuracy

The SLP Allocation Accuracy application is used to determine various cumulative absolute grid account deviations and provides a graphical visualization of different scenarios for easy analysis.

SCREENSHOTS

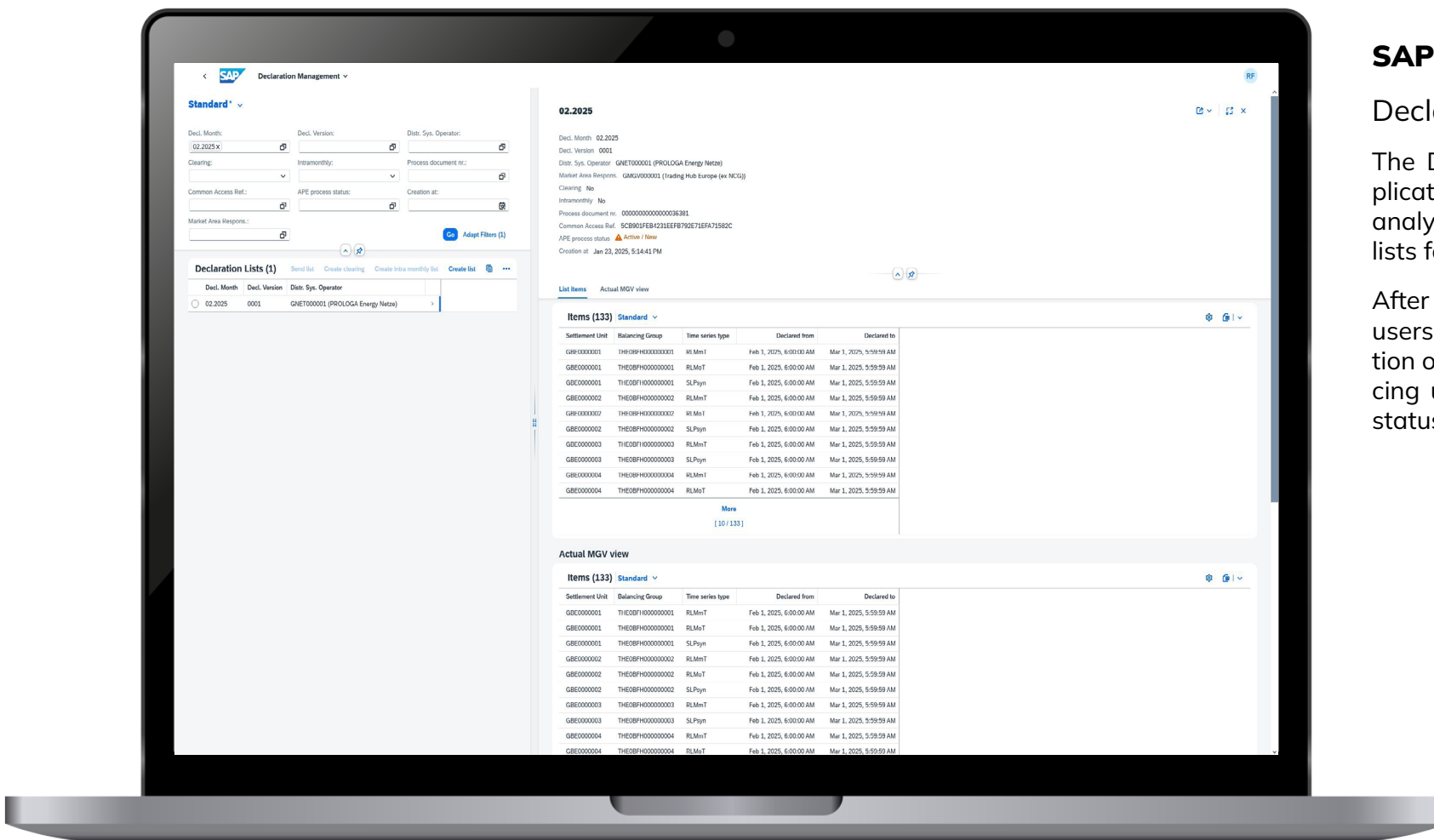
KoV Enhancements

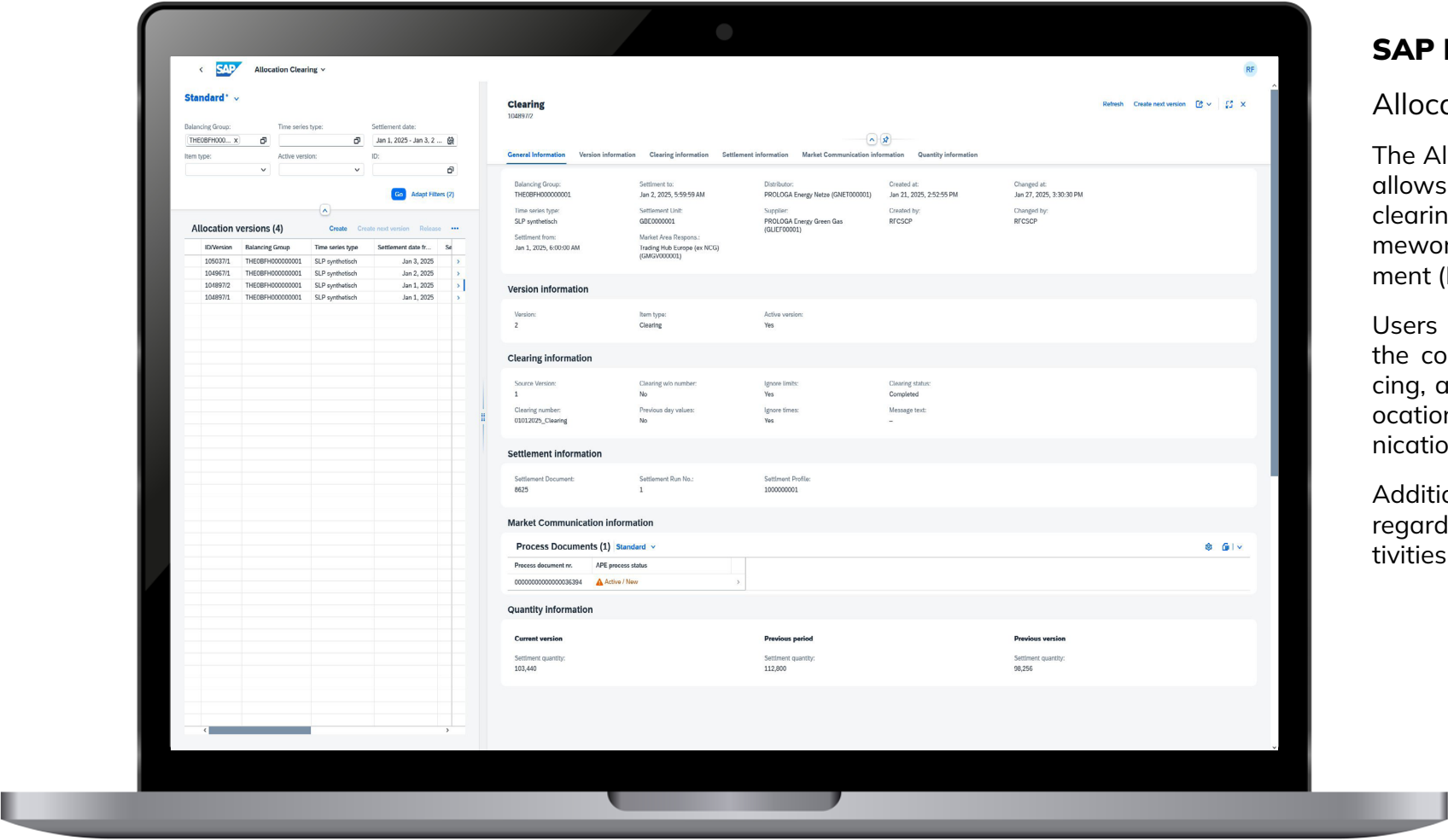
SAP Fiori-Applications

Declarations Management

The Declaration Management application enables users to create, analyze, and submit declaration lists for market communication.

After selecting a declaration list, users can access detailed information on time series types per balancing unit or view the transmission status.





SAP Fiori-Applications

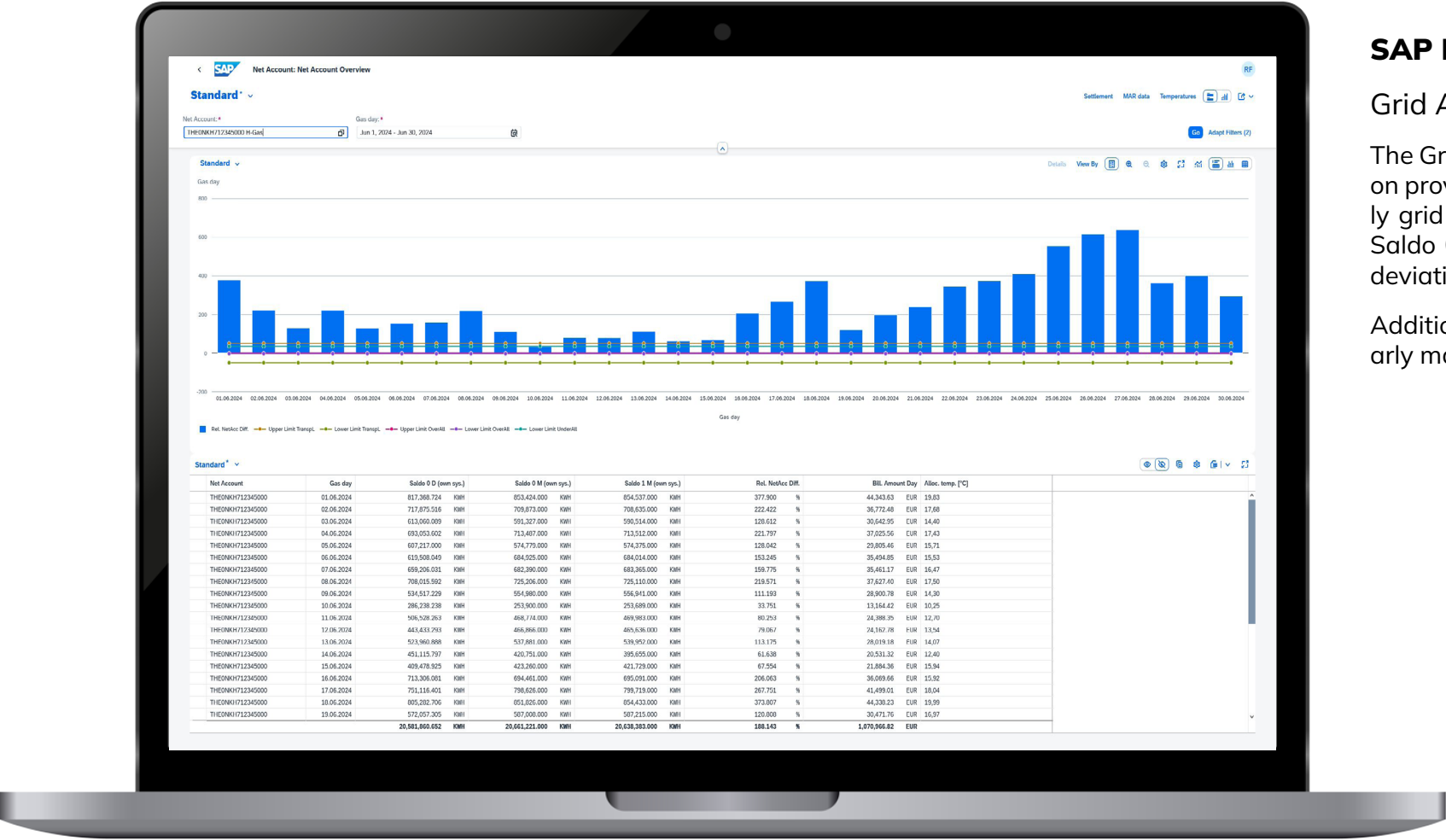
Allocation Clearing

The Allocation Clearing application allows users to execute allocation clearing processes within the framework of the Cooperation Agreement (KoV).

Users can initiate clearing, trigger the corresponding clearing balancing, and transmit the clearing allocations as part of market communication.

Additionally, detailed information regarding balancing or clearing activities is provided for each entry.





SAP Fiori-Applications

Grid Account Monitor

The Grid Account Monitor application provides a clear overview of daily grid account balances, including Saldo 0, Saldo 1, and their relative deviations.

Additionally, tolerance days are clearly marked for better tracking.



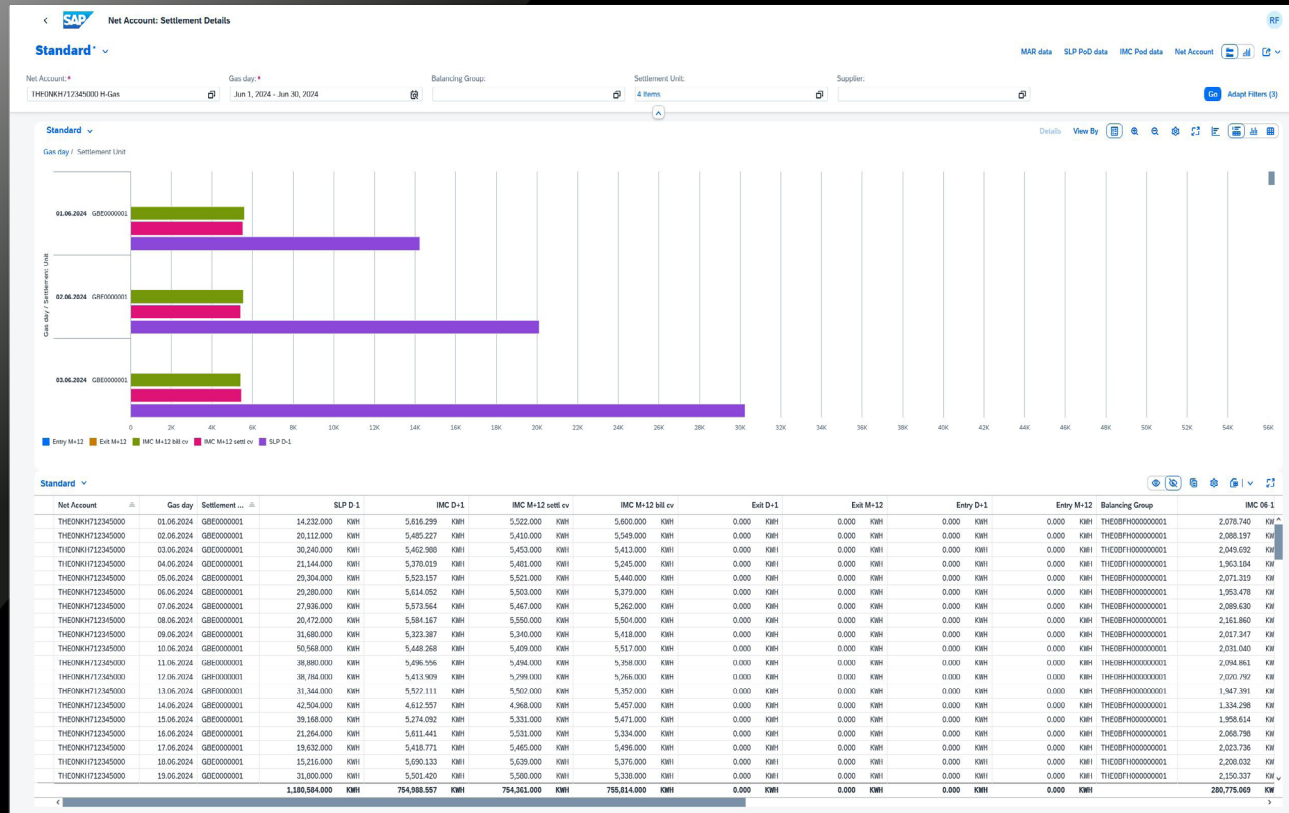
SCREENSHOTS

KoV Enhancements

SAP Fiori-Applications

Grid Account Monitor: Balancing

The Grid Account Monitor: Balancing application provides a clear visualization of aggregated balancing volumes across various time periods, including SLP D-1, RLM D+1, RLM M+12 BB/AB, Entry, and Exit.



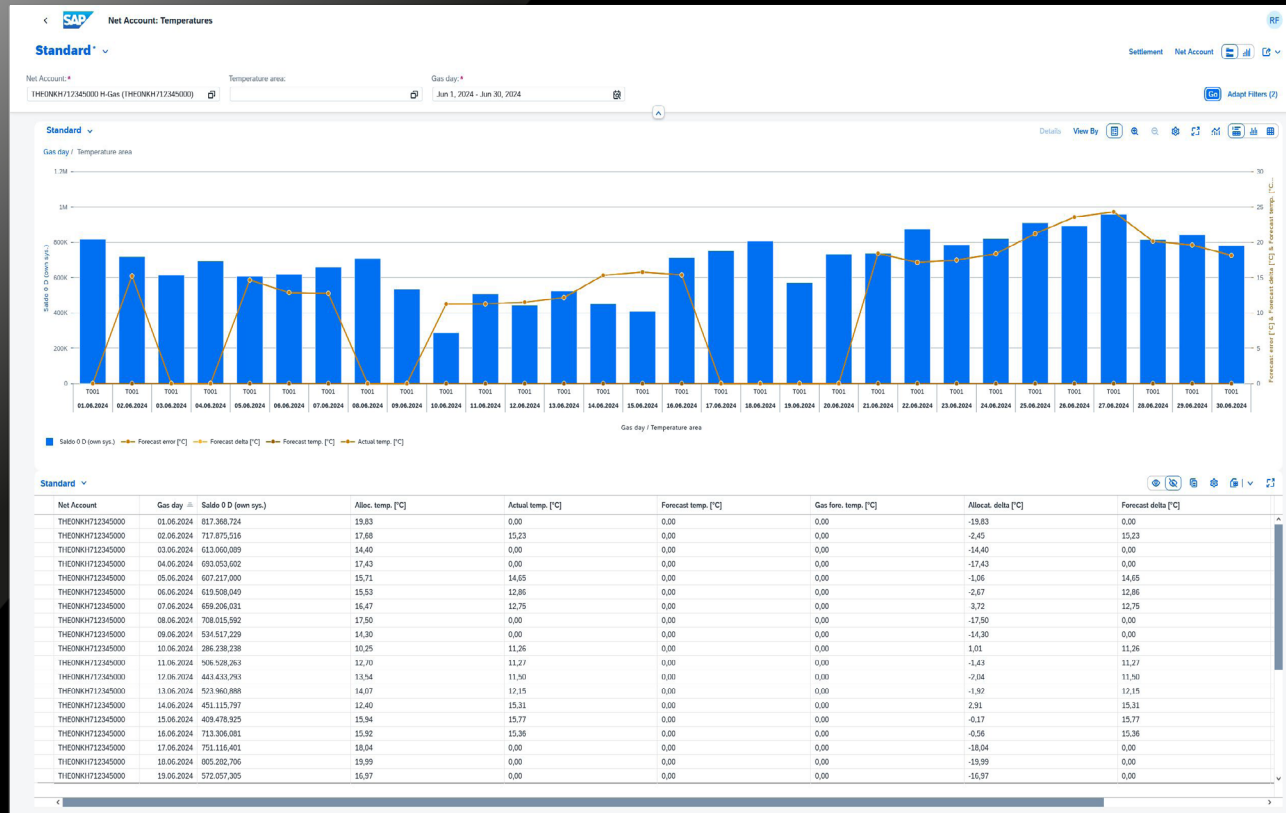
SAP Fiori-Applications

Grid Account Monitor: Temperature Display

The Grid Account Monitor: Temperature Display application visualizes the trend of the grid account balance in relation to the temperatures stored and applied in the system.

Additionally, it provides a comparison between forecasted and actual measured temperatures at different measurement points.

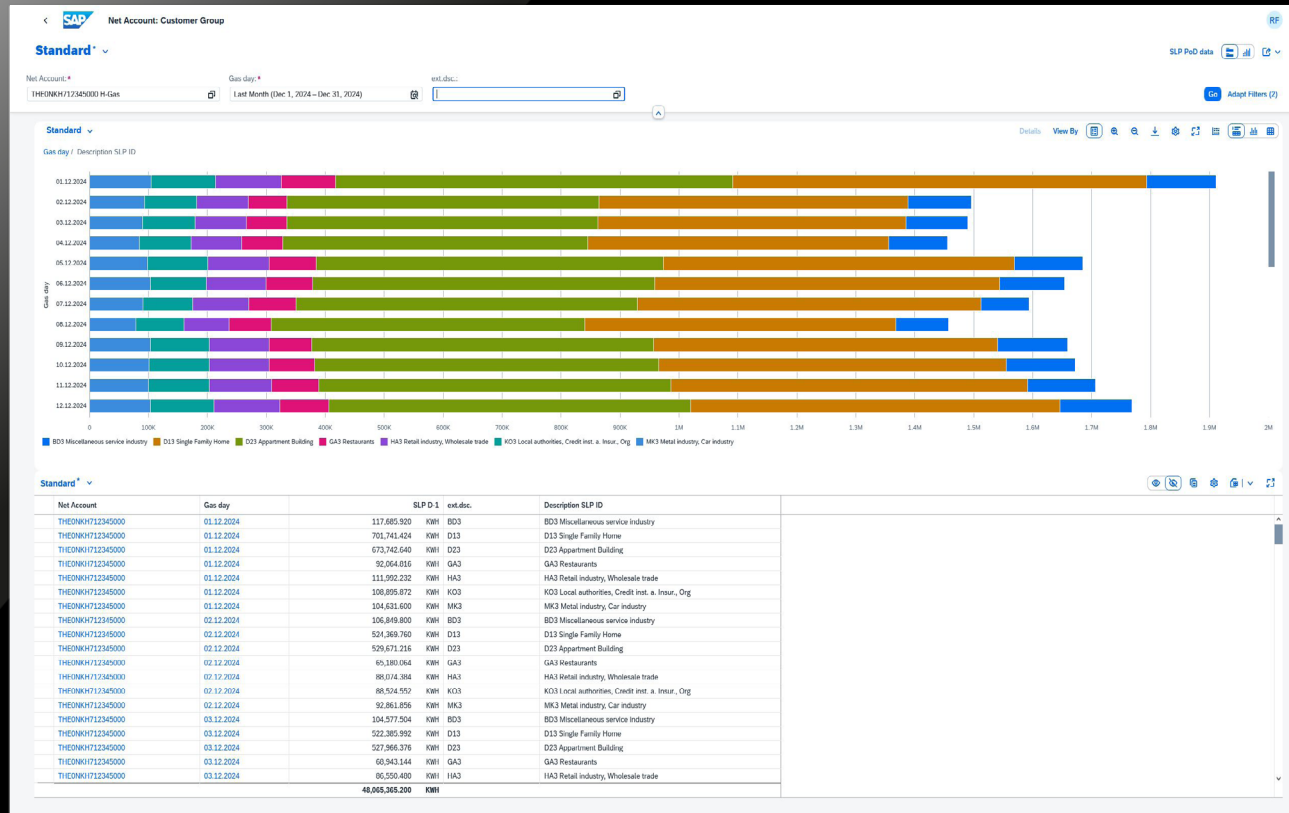
This feature enables better analysis of temperature fluctuations, assessment of temperature forecast accuracy, and a comprehensive evaluation of the relationship between temperature and grid account balance.



SAP Fiori-Applications

Grid Account Monitor: Customer Group Analysis

The application provides a clear visualization of daily SLP grid account volumes categorized by customer group.



The distribution and reproduction of this publication or any part thereof, in any form or for any purpose, is not permitted without the express written consent of PROLOGA Energy. The information contained in this publication is subject to change without prior notice. Some software products distributed by PROLOGA Energy and its distribution partners may contain software components owned by other software manufacturers.

SAP and other SAP products and services mentioned in this document, along with their respective logos, are trademarks or registered trademarks of SAP SE in Germany and various other countries worldwide. All other product and service names mentioned in this document, along with their associated company logos, are trademarks of their respective owners. The information provided in this document is non-binding and

for informational purposes only. Products may have country-specific variations.

The information contained in this document is the property of PROLOGA Energy. This document is a preliminary version and is not subject to any license agreement or other agreement with PROLOGA Energy. The document only describes intended strategies, developments, and functionalities of the mentioned products and does not constitute a commitment by PROLOGA Energy and/or SAP SE to pursue a particular business direction, product strategy, or development.

PROLOGA Energy assumes no responsibility for errors or omissions in these materials and does not guarantee the accuracy or completeness of the information, texts, graphics, links, or other elements contained herein. This publication is provided without any warranties, whether ex-

press or implied, including but not limited to merchantability, fitness for a particular purpose, or non-infringement of applicable laws.

PROLOGA Energy shall not be liable for any damages of any kind, including but not limited to direct, special, indirect, or consequential damages arising in connection with the use of this material. This limitation does not apply in cases of intentional misconduct or gross negligence.

Statutory liability for personal injury or product liability remains unaffected. Any information accessed through hyperlinks contained in this material is beyond the control of PROLOGA Energy, and PROLOGA Energy does not endorse or assume any responsibility for the use of third-party websites or make any representations or warranties regarding third-party websites.

Copyright 2024 PROLOGA Energy GmbH. All rights reserved.

